



PRESENTATION

EAPC Atlas of Palliative Care in Europe

Authors Natalia Arias-Casais, Eduardo Garralda, John Y. Rhee, Liliana de Lima, Juan José Pons, David Clark, Jeroen Hasselaar, Julie Ling, Daniela Mosoiu, Carlos Centeno



16TH WORLD CONGRESS OF THE EUROPEAN ASSOCIATION FOR PALLIATIVE CARE
Friday 24th May 2019, 16-16.45h, ESTREL Congress Center, room C4

Speakers Natalia Arias-Casais, University of Navarra, Phil Larkin, European Association for Palliative Care, Lukas Radbruch, International Association for Hospice and Palliative Care
Chair Carlos Centeno, University of Navarra



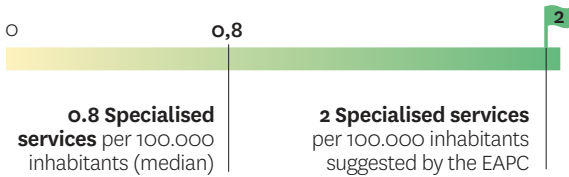
ADULTS

4,428,663

people die each year in need of PC in Europe.

6,388

Specialised PC services for adults.




CHILDREN

138,913

Children die each year in need of PC in Europe

385

Home care teams



162 Hospital programs

133 Hospices

38/54 of countries reported programs specific for children.

PALLIATIVE CARE SPECIALISED SERVICES

QUARTILES	COUNTRY	TOTAL SERVICES	SERVICES PER 100,000 INHABITANTS	
FIRST QUARTILE	Austria	193	2,2	
	Ireland	92	1,9	
	Luxembourg	11	1,8	
	Lithuania	49	1,7	
	Belgium	197	1,7	
	Sweden	165	1,6	
	Poland	587	1,5	
	Iceland	5	1,5	
	Bulgaria	100	1,4	
	Estonia	18	1,4	
	Israel	119	1,4	
	United Kingdom	860	1,3	
	Norway	61	1,2	
	SECOND QUARTILE	Hungary	112	1,1
Germany		914	1,1	
Slovenia		22	1,1	
France		653	1,0	
Switzerland		82	1,0	
Italy		570	0,9	
Albania		27	0,9	
Denmark		54	0,9	
Portugal		96	0,9	
Cyprus		11	0,9	
Netherlands		150	0,9	
Croatia		32	0,8	
Finland		39	0,7	
THIRD QUARTILE		Romania	122	0,6
	Latvia	12	0,6	
	Czech Republic	63	0,6	
	Georgia	22	0,6	
	Spain	260	0,6	
	Moldova	18	0,5	
	Malta	2	0,4	
	Slovakia	20	0,4	
	Macedonia	7	0,3	
	Armenia	7	0,2	
	Serbia	16	0,2	
	Russian Federation	321	0,2	
	FOURTH QUARTILE	Belarus	20	0,2
		Turkey	164	0,2
Kyrgyzstan		12	0,2	
Ukraine		66	0,1	
Tajikistan		9	0,1	
Bosnia & Herzegovina		3	0,1	
Kazakhstan		12	0,1	
Greece		5	0,0	
Azerbaijan		1	0,0	
Montenegro		0	0,0	
Uzbekistan		0	0,0	
TOTAL		49 countries	6387	0,8

HEALTH POLICIES

8

Countries have specific PC laws.


63%

Of the countries have other laws and decrees regulating PC.

USE OF MEDICINES

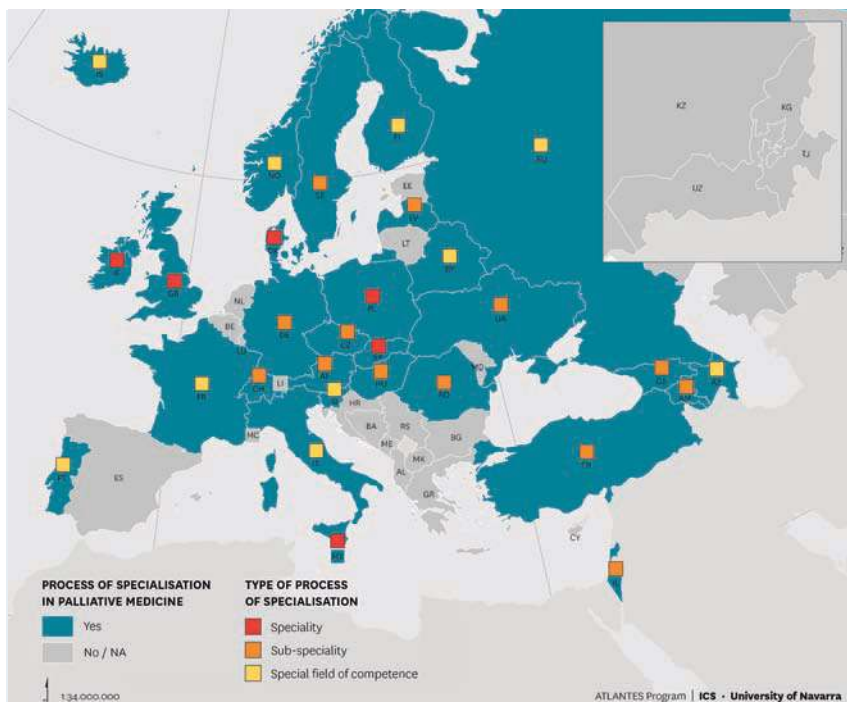
Opioid consumption in Europe (In morphine equivalent/ per year)

11 mg/capita Low Income Countries

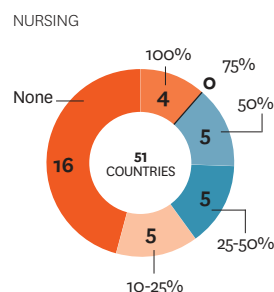
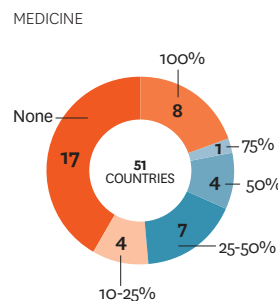


159 mg/capita High Income Countries

EDUCATION



Proportion of universities teaching PC as a specific and mandatory subject



Integration into other fields. Key notes

12/34 countries have systems to identify patients in need of PC at the primary level.

PC is being integrated into oncology.

10 countries have registered clinical trials on early integration of PC and oncology.

Eight reference cardiology centres providing PC were identified.

1/19 countries reported presence of PC trained staff in Long-Term Care Facilities.

Volunteers are active throughout Europe.

8 countries report over 1000 registered PC volunteers.

41/51 countries have at least one national PC association.